



PRODUCT DATASHEET

FL 10 P 8W 1K2LM 840 PS SY100 WT

FLOODLIGHT 10 | Versatile floodlight with up to 1200 lm light output



PERFOR-
MANCE
CLASS

Areas of application

- Replacement for floodlights with halogen lamps
- Outdoor use (IP66)
- D-sign according to EN 60598-2-24 for fire-risk commercial unit, e.g. by accumulation of dust
- Public areas
- Building facades
- Construction areas
- Parking
- Gardens and balconies

Product benefits

- Breather membrane to optimize air exchange, without compromising IP protection
- Highly versatile due to selectable power steps (Multi Lumen) on the housing
- Robust cable gland with integrated waterstop function
- Safe and very uniform illumination, due to frosted and tempered glass diffuser
- Bright, robust and durable
- Energy savings of up to 90 % compared to halogen lamp floodlights
- No upper light output ratio (ULOR 0%) when mounted at 0° tilt

Product features

- High luminous efficacy: up to 145 lm/W
- Type of protection: IP66
- Pre-installed, flexible 1 m cable (H05RN-F), wrapped 3 x 1.0 mm² single wires
- Reflector-based, symmetric light distribution with 100° x 100° beam angle
- Mounting bracket with 30° angle and wide rotation area

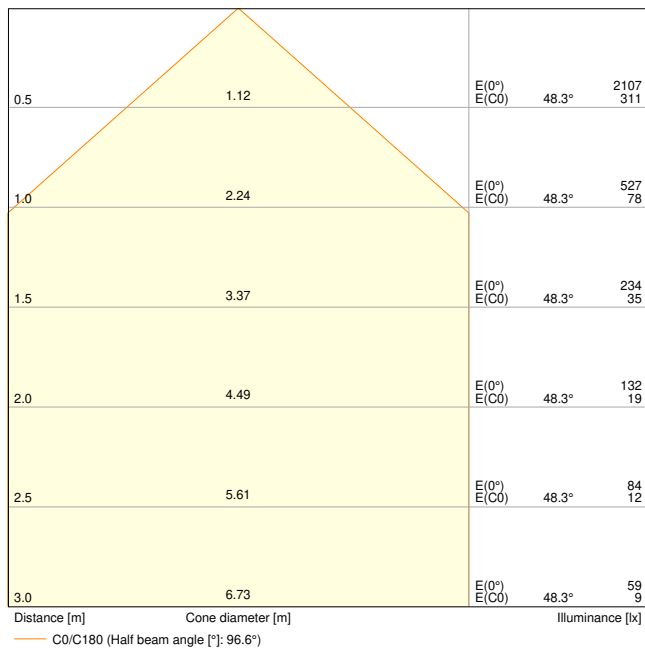
TECHNICAL DATA

Electrical data

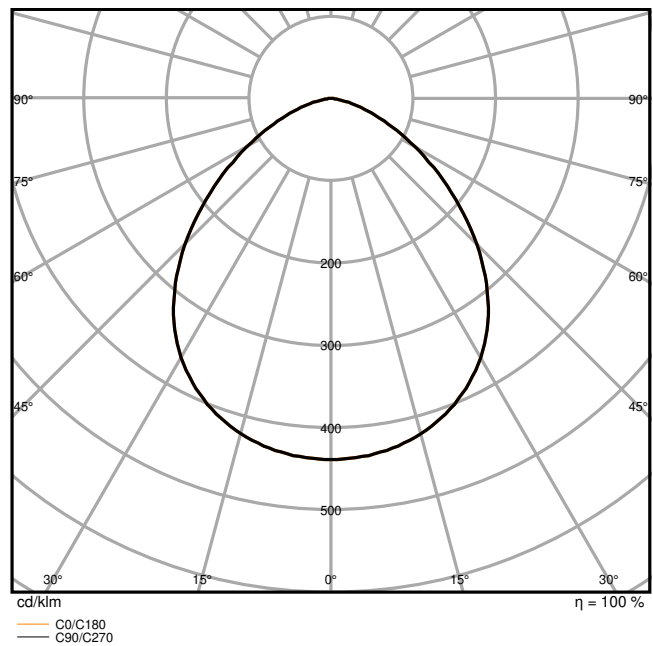
Nominal wattage	8 W / 6 W
Nominal voltage	220...240 V
Mains frequency	50...60 Hz
Nominal current	40 /
Inrush current	7.64 A
Inrush current time T_{h50}	19.6 μ s
Max. number of luminaires per miniature circuit breaker B16	98
Max. number of luminaires per miniature circuit breaker C10	78
Max. number of luminaires per miniature circuit breaker C16	125
Power factor λ	> 0.90
Total harmonic distortion	< 20 %
Protection class	I
Surge capability (L-N)	2 kV
Surge capability (L/N-Ground)	4 kV
Operating mode	Integrated LED driver

Photometrical data

Luminous flux	1200 lm / 850 lm
Luminous efficacy	145 lm/W
Color temperature	4000 K
Light color (designation)	Cool White
Color rendering index Ra	80
Standard deviation of color matching	5 sdc _m
Stroboscope effect metric (SVM)	≤0.9
Photobiological safety group acc. to EN62778	RG1
Photobiological safety group acc. to EN62471	RG1
Beam angle	100 ° x 100 °



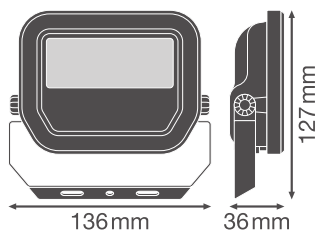
FL 10 P 8W 1K2LM 840 PS SY100 WT



FL 10 P 8W 1K2LM 840 PS SY100 WT

Dimensions & Weight

Length	136.00 mm
Width	36.00 mm
Height	127.00 mm
Product weight	420.00 g
Cable length	1000 mm



FL 10 P SY100

Materials & Colors

Product color	White
Housing color	White

Body material	Aluminum
Cover material	Glass
Light emitting surface material	Glass
Glow Wire Test according to IEC 60695-2-12	650 °C
Mercury content	0.0 mg

Application & Mounting

Ambient temperature range	-30...+50 °C
Temperature range at storage	-40...+70 °C
Type of connection	Cable, 3-pole
Type of protection	IP66
Protection class IK (shock resistance)	IK07
Corrosion resistance class acc. to EN 12944	C4
Dimmable	No
Mounting type	Surface
Mounting location	Wall / Ceiling / Floor
Application environment	Outdoor
Adjustable	Yes
LED module replaceable	Not replaceable
With light source	Yes

Lifespan

Lifespan L70/B50 at 25 °C	100000 h ¹⁾
Lifespan L80/B10 at 25 °C	75000 h ¹⁾
Lifespan L90/B10 at 25 °C	35000 h

¹⁾ t[h]: L70 / B50 @ 25 °C (Ta), t[h]: L80 / B10 @ 25 °C (Ta), t[h]: L90 / B10 @ 25 °C (Ta)

Control gear

Output current	68 mA
ECG - Output ripple current	< 20 %

Certificates & Standards

Standards	CE / CB / ENEC / EAC / UKCA
Luminaire with limited surface temperature, "D sign"	Yes
Ball shot safe	No















Additional product data

Product remark	Available from September 2024
Added function	MULTI SELECT

Safety advice

– Max. wind load surface 0.012 m²

DOWNLOAD DATA


Documents and certificates		Document name
	User Instruction	G11193706_UI_Floodlight_08W-41W
	Legal information	LI_JP_L1D1_T_G11195894
	Legal information	Insert_LSI_Floodlight_8_41w_G11195967
	Legal information	Informationstext 18 Abs 4 ElektroG
	Declarations of conformity	FLOODLIGHT GEN4
	Declarations Of Conformity UKCA	FLOODLIGHT GEN4
Photometric and lighting design files		Document name
	IES file (IES)	FL 10 P 8W 1K2LM 840 PS SY100 WT
	LDT file (Eulumdat)	FL 10 P 8W 1K2LM 840 PS SY100 WT
	UGR file (UGR table)	FL 10 P 8W 1K2LM 840 PS SY100 WT
	LDC typ cone	FL 10 P 8W 1K2LM 840 PS SY100 WT
	LDC typ polar	FL 10 P 8W 1K2LM 840 PS SY100 WT
CAD/BIM files		Document name
	BIM_Revit_3D	Floodlight G4
	CAD_STEP_3D	FL G4 8W
Tender texts		Document name
	Tender documents	FLOODLIGHT 10 8W 1K2LM 840 PS SY100 WT-EN

LOGISTICAL DATA

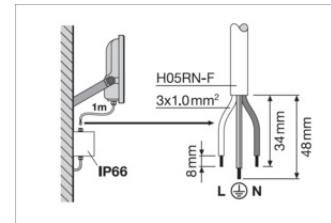
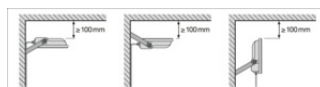

Product code	Packaging unit (Pieces/Unit)	Dimensions (length x width x height)	Gross weight	Volume
4099854305726	Folding box 1	62 mm x 143 mm x 138 mm	471.00 g	1.22 dm ³
4099854305733	Shipping box 12	390 mm x 300 mm x 163 mm	6144.00 g	19.07 dm ³

The mentioned product code describes the smallest quantity unit which can be ordered. One shipping unit can contain one or more single products. When placing an order, for the quantity please enter single or multiples of a shipping unit.

ADDITIONAL CATALOG INFORMATION



230 Vac					
A	B	C	Lighting	C10A	C10A
8W	68	5.5	2x MA	0.012 m ²	78 98 125
17W	78	6.5	2x MS	0.015 m ²	81 102 131
41W	108	7.8	2x MS	0.025 m ²	40 50 64

FL 10 P 8W 1K2LM 840 PS SY100	8 W / 780 mm	8 W / 1100 mm
FL 10 P 17W 1K2LM 840 PS SY100	8 W / 800 mm	8 W / 1000 mm
FL 10 P 41W 1K2LM 840 PS SY100	8 W / 800 mm	8 W / 1000 mm
FL 20 P 8W 1K2LM 840 PS SY100	11 W / 1400 mm	17 W / 2000 mm
FL 20 P 17W 1K2LM 840 PS SY100	11 W / 1400 mm	17 W / 2000 mm
FL 20 P 41W 1K2LM 840 PS SY100	27 W / 2000 mm	41 W / 3000 mm
FL 30 P 41W 1K2LM 840 PS SY100	27 W / 2000 mm	41 W / 3000 mm
FL 30 P 41W 3K2LM 840 PS SY100	27 W / 2000 mm	41 W / 3000 mm

References / Links

– For Guarantee see www.ledvance.com/guarantee

DISCLAIMER

Subject to change without notice. Errors and omission excepted. Always make sure to use the most recent release.