

# PRODUCT DATASHEET

## FL 150 P 100W 15KLM 840 PS SY100 BK

FLOODLIGHT 150 | Versatile floodlight with up to 15000 lm light output



PERFOR-  
MANCE  
CLASS

### Areas of application

- Replacement for floodlights with halogen lamps
- Outdoor use (IP66)
- D-sign according to EN 60598-2-24 for fire-risk commercial unit, e.g. by accumulation of dust
- Public areas
- Building facades
- Construction areas
- Parking

### Product benefits

- Breather membrane to optimize air exchange, without compromising IP protection
- Highly versatile due to selectable power steps (Multi Lumen) on the housing
- Robust cable gland with integrated waterstop function
- Safe and very uniform illumination, due to frosted and tempered glass diffuser
- Bright, robust and durable
- Energy savings of up to 90 % compared to halogen lamp floodlights
- No upper light output ratio (ULOR 0%) when mounted at 0° tilt

### Product features

- High luminous efficacy: up to 150 lm/W
- Type of protection: IP66
- Pre-installed, flexible 1 m cable (H05RN-F), wrapped 3 x 1.0 mm<sup>2</sup> single wires
- Reflector-based, symmetric light distribution with 100° x 100° beam angle
- Mounting bracket with 30° angle and wide rotation area

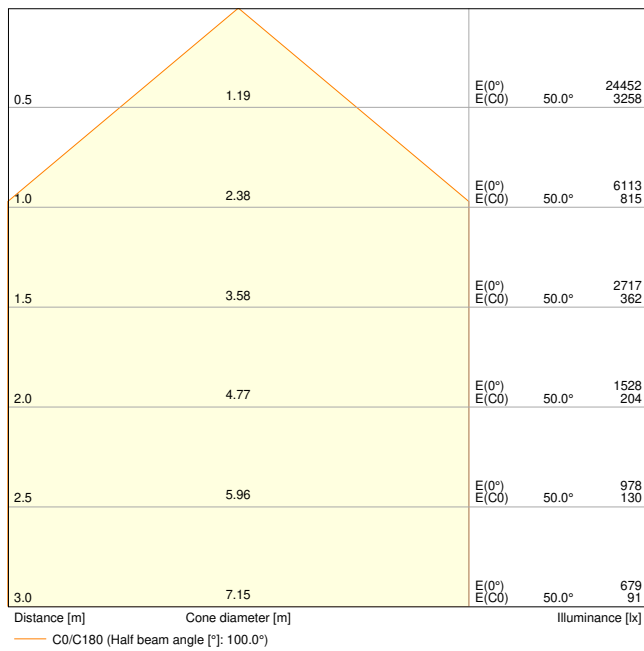
## TECHNICAL DATA

### Electrical data

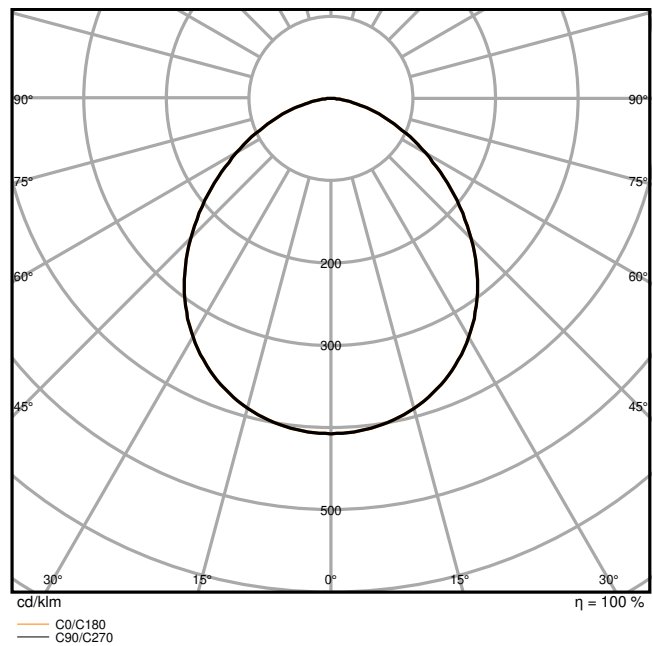
|   |                       |
|---|-----------------------|
| Nominal wattage   | 100 W / 83 W          |
| Nominal voltage   | 220...240 V           |
| Mains frequency   | 50...60 Hz            |
| Nominal current   | 443 /                 |
| Inrush current  | 30 mA                 |
| Inrush current time $T_{h50}$                               | 452 $\mu$ s           |
| Max. number of luminaires per miniature circuit breaker B16 | 5                     |
| Max. number of luminaires per miniature circuit breaker C10 | 6                     |
| Max. number of luminaires per miniature circuit breaker C16 | 9                     |
| Power factor $\lambda$                                      | > 0.90                |
| Total harmonic distortion                                   | < 20 %                |
| Protection class  | I                     |
| Surge capability (L-N)                                      | 4 kV                  |
| Surge capability (L/N-Ground)                               | 6 kV                  |
| Operating mode  | Integrated LED driver |

### Photometrical data

|  |                     |
|--|---------------------|
| Luminous flux                                | 15000 lm / 12500 lm |
| Luminous efficacy                            | 150 lm/W            |
| Color temperature                            | 4000 K              |
| Light color (designation)                    | Cool White          |
| Color rendering index Ra                     | 80                  |
| Standard deviation of color matching         | 5 sdc <sub>m</sub>  |
| Stroboscope effect metric (SVM)              | ≤0.9                |
| Photobiological safety group acc. to EN62778 | RG1                 |
| Photobiological safety group acc. to EN62471 | RG1                 |
| Beam angle                                   | 100 ° x 100 °       |



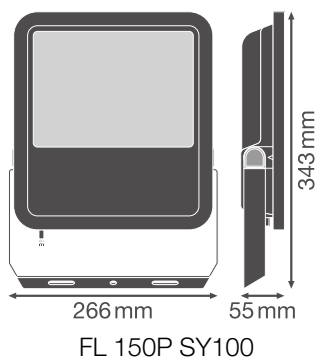
FL 150 P 100W 15KLM 840 PS SY100 BK



FL 150 P 100W 15KLM 840 PS SY100 BK

### Dimensions & Weight

|                |           |
|----------------|-----------|
| Length         | 266.00 mm |
| Width          | 55.00 mm  |
| Height         | 343.00 mm |
| Product weight | 2820.00 g |
| Cable length   | 1000 mm   |



### Materials & Colors

|               |       |
|---------------|-------|
| Product color | Black |
| Housing color | Black |

|  |          |
|--|----------|
| Body material                              | Aluminum |
| Cover material                             | Glass    |
| Light emitting surface material            | Glass    |
| Glow Wire Test according to IEC 60695-2-12 | 650 °C   |
| Mercury content                            | 0.0 mg   |

### Application & Mounting

|   |                               |
|---|-------------------------------|
| Ambient temperature range                   | -30...+50 °C                  |
| Temperature range at storage                | -40...+70 °C                  |
| Type of connection                          | Cable, 3-pole                 |
| Type of protection                          | IP66                          |
| Protection class IK (shock resistance)      | IK08                          |
| Corrosion resistance class acc. to EN 12944 | C4                            |
| Dimmable                                    | No                            |
| Mounting type                               | Surface                       |
| Mounting location                           | Wall / Pole / Floor / Ceiling |
| Application environment                     | Outdoor                       |
| Adjustable                                  | Yes                           |
| LED module replaceable                      | Not replaceable               |
| With light source                           | Yes                           |

### Lifespan

|                           |                        |
|---------------------------|------------------------|
| Lifespan L70/B50 at 25 °C | 100000 h <sup>1)</sup> |
| Lifespan L80/B10 at 25 °C | 75000 h <sup>1)</sup>  |
| Lifespan L90/B10 at 25 °C | 35000 h                |

<sup>1)</sup> t[h]: L70 / B50 @ 25 °C (Ta), t[h]: L80 / B10 @ 25 °C (Ta), t[h]: L90 / B10 @ 25 °C (Ta)

### Control gear

|                             |        |
|-----------------------------|--------|
| Output current              | 480 mA |
| ECG - Output ripple current | < 20 % |

### Certificates & Standards

|  |                             |
|--|-----------------------------|
| Standards  | CE / CB / ENEC / EAC / UKCA |
| Luminaire with limited surface temperature, "D sign" | Yes                         |
| Ball shot safe                                       | No                          |















### Additional product data

|                |                               |
|----------------|-------------------------------|
| Product remark | Available from September 2024 |
| Added function | MULTI SELECT                  |

## Safety advice

– Max. wind load surface 0.070 m<sup>2</sup>

## DOWNLOAD DATA

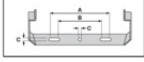
| Documents and certificates   |                                 | Document name                                |
|--|---------------------------------|--|
|    | User Instruction                | G11193710_UI_Floodlight_65W-200W             |
|    | Legal information               | LI_JQ_L2D1_T_G11195895                       |
|    | Legal information               | Insert_LSI_Floodlight_69W-167W_G11195968     |
|    | Legal information               | Informationstext 18 Abs 4 ElektroG           |
|    | Declarations of conformity      | FLOODLIGHT GEN4                              |
|    | Declarations Of Conformity UKCA | FLOODLIGHT GEN4                              |
| Photometric and lighting design files  |                                 | Document name                                |
|  | IES file (IES)                  | FL 150 P 100W 15KLM 840 PS SY100 BK          |
|  | LDT file (Eulumdat)             | FL 150 P 100W 15KLM 840 PS SY100 BK          |
|  | UGR file (UGR table)            | FL 150 P 100W 15KLM 840 PS SY100 BK          |
|  | LDC typ cone                    | FL 150 P 100W 15KLM 840 PS SY100 BK          |
|  | LDC typ polar                   | FL 150 P 100W 15KLM 840 PS SY100 BK          |
| CAD/BIM files  |                                 | Document name                                |
|  | BIM_Revit_3D                    | Floodlight G4                                |
|  | CAD_STEP_3D                     | FL G4 100W                                   |
| Tender texts   |                                 | Document name                                |
|  | Tender documents                | FLOODLIGHT 150 100W 15KLM 840 PS SY100 BK-EN |

## LOGISTICAL DATA

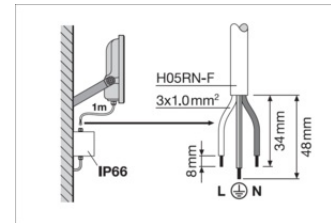
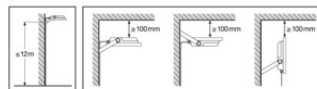
| Product code  | Packaging unit (Pieces/Unit) | Dimensions (length x width x height) | Gross weight | Volume                |
|---------------|------------------------------|--------------------------------------|--------------|-----------------------|
| 4099854306280 | Folding box<br>1             | 72 mm x 285 mm x 370 mm              | 3072.00 g    | 7.59 dm <sup>3</sup>  |
| 4099854306297 | Shipping box<br>3            | 301 mm x 234 mm x 397 mm             | 9752.00 g    | 27.96 dm <sup>3</sup> |

The mentioned product code describes the smallest quantity unit which can be ordered. One shipping unit can contain one or more single products. When placing an order, for the quantity please enter single or multiples of a shipping unit.

### ADDITIONAL CATALOG INFORMATION



| 230 Vac |     |     |      |                        |                        |    |    |    |
|---------|-----|-----|------|------------------------|------------------------|----|----|----|
| A       | B   | C   | IP   | Area [m <sup>2</sup> ] | Area [m <sup>2</sup> ] |    |    |    |
| 69W     | 150 | 108 | 8.5  | 2x M8                  | 0.045m <sup>2</sup>    | 25 | 40 | 41 |
| 100W    | 150 | 108 | 10.5 | 2x M8                  | 0.070m <sup>2</sup>    | 6  | 5  | 9  |
| 133W    | 170 | 118 | 10.5 | 2x M8                  | 0.085m <sup>2</sup>    | 4  | 4  | 7  |
| 167W    | 170 | 118 | 12.5 | 2x M10                 | 0.105m <sup>2</sup>    | 4  | 4  | 7  |



|                            |              |              |
|----------------------------|--------------|--------------|
| FL100P69W10KLM830PS SY100  | 53W/7320lm   | 69W/9150lm   |
| FL100P69W10KLM840PS SY100  | 53W/8000lm   | 69W/10000lm  |
| FL100P69W10KLM865PS SY100  | 53W/8000lm   | 69W/10000lm  |
| FL150P100W15KLM830PS SY100 | 83W/11670lm  | 100W/14000lm |
| FL150P100W15KLM840PS SY100 | 83W/12500lm  | 100W/15000lm |
| FL150P100W15KLM865PS SY100 | 83W/12500lm  | 100W/15000lm |
| FL200P133W20KLM830PS SY100 | 117W/16275lm | 133W/19600lm |
| FL200P133W20KLM840PS SY100 | 117W/17500lm | 133W/20000lm |
| FL200P133W20KLM865PS SY100 | 117W/17500lm | 133W/20000lm |
| FL250P167W25KLM830PS SY100 | 150W/21060lm | 167W/23400lm |
| FL250P167W25KLM840PS SY100 | 150W/22500lm | 167W/25000lm |
| FL250P167W25KLM865PS SY100 | 150W/22500lm | 167W/25000lm |

### References / Links

- For Guarantee see [www.ledvance.com/guarantee](http://www.ledvance.com/guarantee)

### DISCLAIMER

Subject to change without notice. Errors and omission excepted. Always make sure to use the most recent release.