



MASTER GLASS LED candles and lusters

MAS LEDLusterDT5.9-60W B22 927 P45CL G

Featuring a classic heritage design, Classic filament LED Lamps combine the familiar shapes of incandescent candles and lusters with the benefits of the long-lasting LED technology. It is an idea product to provide customers with cozy atmosphere. The MASTER LED candles and lusters can be dimmed for different lumen level and also for the different color temperature. MASTER Glass Led Bulbs deliver significant energy savings, offering even 30% more compared to normal LED and provides excellent quality of light. By offering a lifetime of 25,000 hours it reduces maintenance costs.

Product data

| General Information | |
|---------------------------------------|------------------------------|
| Cap-Base | B22 |
| Nominal lifetime | 25,000 hour(s) |
| Switching Cycle | 20,000 |
| Lighting Technology | LED |
| Flux measurement reference | Sphere |
| EU RoHS compliant | Yes |
| Light Technical | |
| Color Code | 922-927 [CCT of 2200K-2700K] |
| Luminous Flux | 806 lm |
| Color Designation | Warm Glow(WG) |
| Correlated Color Temperature (Nom) | 2200 2700 K |
| Luminous Efficacy (rated) (Nom) | 136 lm/W |
| Color Consistency | <6 |
| Color rendering index (CRI) | 90 |
| LLMF At End Of Nominal Lifetime (Nom) | 70 % |

| Flickering value (PstLM) - Flickering value as per EN 61000-3-3 | 0.9 |
|---|-------------|
| Stroboscopic effect visibility measure (SVM) | 0.4 |
| Photobiological safety according to EN 62471 | RG0 |
| Operating and Electrical | |
| Line Frequency | 50 to 60 Hz |
| Input Frequency | 50 to 60 Hz |
| Power Consumption | 5.9 W |
| Lamp Current (Nom) | 40 mA |
| Wattage Equivalent | 60 W |
| Starting Time (Nom) | 0.5 s |
| Warm-up time to 60% light | 0.5 s |
| Power Factor (Fraction) | 0.6 |
| Voltage (Nom) | 220-240 V |

MASTER GLASS LED candles and lusters

Temperature

| | |
|---------------------------|-----------------|
| Ambient temperature range | -20 °C to 45 °C |
| T-Case Maximum (Nom) | 70 °C |

Controls and Dimming

| | |
|----------|----------------------------|
| Dimmable | Only with specific dimmers |
|----------|----------------------------|

Mechanical and Housing

| | |
|---------------|-------|
| Bulb Finish | Clear |
| Bulb Material | Glass |
| Bulb Shape | P45 |

Approval and Application

| | |
|-------------------------------|---------|
| Energy Efficiency Class | D |
| Energy Consumption kWh/1000 h | 6 kWh |
| EPREL Registration Number | 1109150 |
| EyeComfort | Yes |

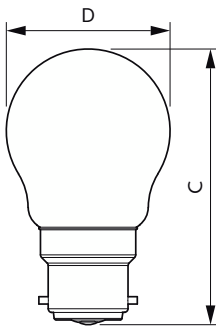
Application Conditions

| | |
|-------------------------------------|----|
| can it be used in closed luminaires | No |
|-------------------------------------|----|

Product Data


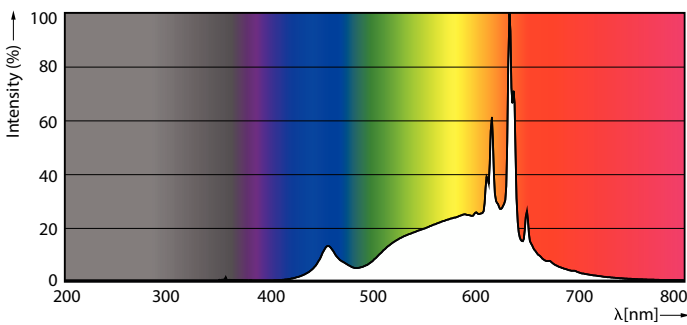
| | |
|---------------------------------|--|
| Order product name | MAS LEDLusterDT5.9-60W B22 927 P45CL G |
| Full product name | MAS LEDLusterDT5.9-60W B22 927 P45CL G |
| Full product code | 871951444963300 |
| Order code | 929003014282 |
| Material Nr. (12NC) | 929003014282 |
| Numerator - Quantity Per Pack | 1 |
| EAN/UPC - Product/Case | 8719514449633 |
| Numerator - Packs per outer box | 10 |
| EAN/UPC - Case | 8719514449640 |

Dimensional drawing



| Product | D | C |
|--|-------|-------|
| MAS LEDLusterDT5.9-60W B22 927 P45CL G | 45 mm | 77 mm |

Photometric data

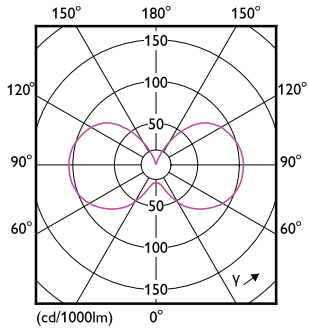


Spectral Power Distribution Colour - MAS LEDLusterDT5.9-60W B22 927 P45CL G

General uniform lighting - MAS LEDLusterDT5.9-60W B22 927 P45CL G

MASTER GLASS LED candles and lusters

Photometric data



Light Distribution Diagram - MAS LEDLusterDT5.9-60W B22 927 P45CL G

Lifetime



Life Expectancy Diagram - MAS LEDLusterDT5.9-60W B22 927 P45CL G



Lumen Maintenance Diagram - MAS LEDLusterDT5.9-60W B22 927 P45CL G

