

PRODUCT DATASHEET

DOWNLIGHT LED SLIM SQUARE 210 18 W 3000 K WT

LEDVANCE DOWNLIGHT LED SLIM SQUARE | Flat downlights with integrated driver, square shape

AREAS OF APPLICATION



- Direct replacement for luminaires with compact fluorescent lamps
- General illumination
- Public areas
- Stairways
- Corridors
- Foyers
- Shops

PRODUCT BENEFITS

- Very slim housing
- Low installation depth
- High luminous efficacy
- Energy savings up to 60 % (compared to luminaires that use CFL lamps)
- Very homogenous light
- Functional design
- Easy installation with fast connection
- Simple installation thanks to integrated driver

PRODUCT FEATURES

- Small visible bezel
- Connector box with push wire terminal for tool-free connection
- Light guide made of non-yellowing PMMA for long lifetime



TECHNICAL DATA

Electrical data

Operating mode	Electronic control gear (ECG)
Nominal wattage	18.00 W
Nominal voltage	220...240 V
Power factor λ	0.50
Mains frequency	50/60 Hz

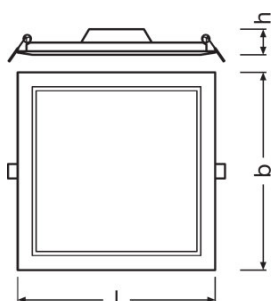
Photometrical data

Color temperature	3000 K
Luminous flux	1530 lm
Luminous efficacy	85 lm/W
Standard deviation of color matching	<6 sdc _m
Light color (designation)	Warm White
Color rendering index Ra	>80

Light technical data

Beam angle	120 °
-------------------	-------

Dimensions & weight



Length	225.0 mm
Width	225.0 mm
Height	30.0 mm
Mounting length	210.0 mm
Mounting width	210.0 mm
Product weight	527.00 g

Colors & materials

Body material	Polycarbonate (PC)
----------------------	--------------------

Housing color	White
Product color	White

Temperatures & operating conditions

Temperature range in operation	0...40 °C
Ambient temperature range	0...40 °C

Lifespan

Lifespan L70 at 25 °C	30000 h
Number of switching cycles	50000

Additional product data

Mounting location	Ceiling / Wall
--------------------------	----------------

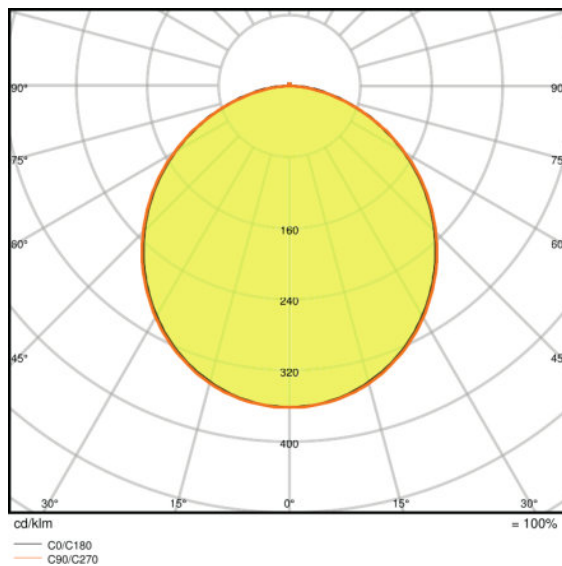
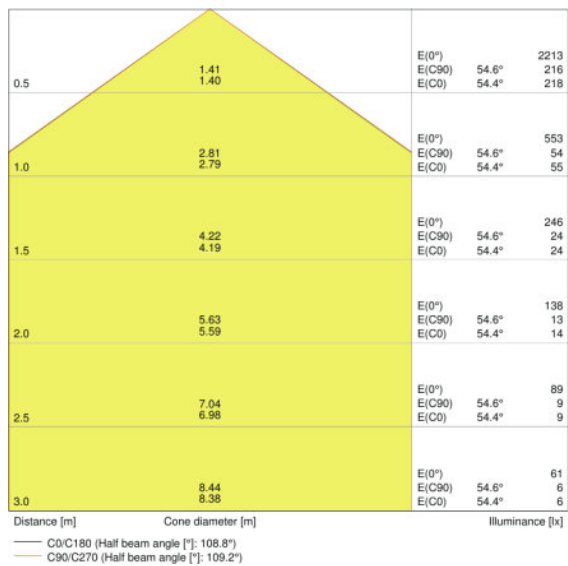
Capabilities

Dimmable	No
Type of connection	Push button terminal, 2-pole
LED module replaceable	Not replaceable

Certificates & standards

Protection class IK (shock resistance)	IK03
Photobiological safety group	RG 0
Luminous efficacy of lamp in luminaire	85 lm/W
Protection class	II
Type of protection	IP20
Standards	CE/CB/EAC

Light Distribution



LDC typ cone

LDC typ polar

EQUIPMENT / ACCESSORIES

- Surface mounting frames available as accessories

LOGISTICAL DATA

Product code	Product description	Packaging unit (Pieces/Unit)	Dimensions (length x width x height)	Volume	Gross weight
4058075052581	DOWNLIGHT LED SLIM SQUARE 210 18 W 3000 K WT	Shipping carton box 6	290 mm x 270 mm x 250 mm	19.58 dm ³	3991.00 g

The mentioned product code describes the smallest quantity unit which can be ordered. One shipping unit can contain one or more single products. When placing an order, for the quantity please enter single or multiples of a shipping unit.

REFERENCES / LINKS

For Guarantee see
 ▶ www.ledvance.com/guarantee

DISCLAIMER

Subject to change without notice. Errors and omission excepted. Always make sure to use the most recent release.